

## Cable Mat In-Screed Floor Heating

Amuheat's Cable Mat in-screed floor heating system is suitable for direct and background heating for both small and large areas.

### High Performance-Low Energy Design

Cable Mat is installed safely & discretely in the cement screed under tile or any other floor finish. The heating systems high performance-low energy design offers an output of 60-100W/m<sup>2</sup> for living & bedrooms and 80-120W/m<sup>2</sup> for bathrooms.

### Automated Control & Responsive


Amuheat is fully programmable via the stylish wall mount thermostat, offering an automated schedule to suit your lifestyle and routine, warming the floor within 1-2 hours only when it's needed in the most energy efficient way.

### Safety & Construction

Manufactured using only the finest materials, the tough AS/NZS compliant heating cable features a primary Fluoropolymer (Teflon) insulation layer around the heating conductor, a full earth screen and an outer PVC sheath. The heating cable is uniformly fixed to the underside of a fibreglass mat supplied with strips of adhesive tape for direct stick to the floor.

Cable Mat is available with both single and twin conductor heating cables terminating on 3m long cold tail leads. The 500mm wide mats are available in fixed lengths between 2-24m.

*Contact Amuheat for a complimentary design and quote for installation of Cable Mat or product selection for direct supply.*



## Technical Data

Single or Twin Heating Cable

Single Diameter	2mm
Twin Diameter	3mm
Construction	Primary Fluoropolymer (Teflon) insulation, earth screen and an outer PVC sheath fixed to a 500mm robust fibreglass mesh
Cold Tail	3m
Voltage	230V
Output Power	From 150 to 200W/m <sup>2</sup>
Safety	IEC60335 compliant
Approvals	SEMKO & UL certified
Warranty	10 Years



## Cable Mat 15 Range

For living & bedrooms  
Multiple mats are used for larger areas

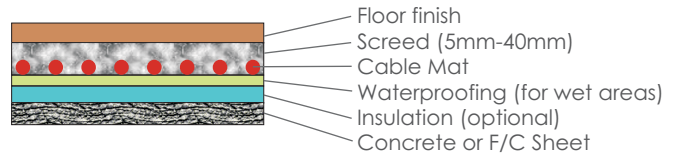
Code	Mat Size	Watt	Room Size @100W/m <sup>2</sup>
CM750-15	0.5 x 10m	750W	7.5m <sup>2</sup>
CM900-15	0.5 x 12m	900W	9m <sup>2</sup>
CM1200-15	0.5 x 16m	1200W	12m <sup>2</sup>
CM1500-15	0.5 x 20m	1500W	15m <sup>2</sup>
CM1800-15	0.5 x 24m	1800W	18m <sup>2</sup>

## Cable Mat 20 Range

For bathrooms & other wet areas

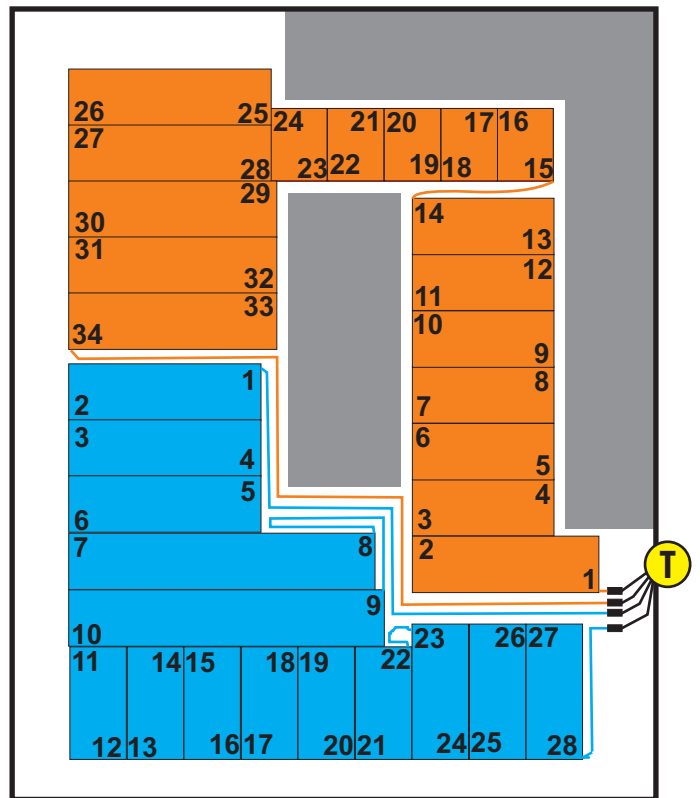
Code	Mat Size	Watt	Floor Area
CM200-20	0.5 x 2m	200W	1m <sup>2</sup>
CM300-20	0.5 x 3m	300W	1.5m <sup>2</sup>
CM400-20	0.5 x 4m	400W	2m <sup>2</sup>
CM500-20	0.5 x 5m	500W	2.5m <sup>2</sup>
CM600-20	0.5 x 6m	600W	3m <sup>2</sup>
CM700-20	0.5 x 7m	700W	3.5m <sup>2</sup>
CM800-20	0.5 x 8m	800W	4m <sup>2</sup>
CM900-20	0.5 x 9m	900W	4.5m <sup>2</sup>
CM1000-20	0.5 x 10m	1000W	5m <sup>2</sup>
CM1200-20	0.5 x 12m	1200W	6m <sup>2</sup>

## Application Profile

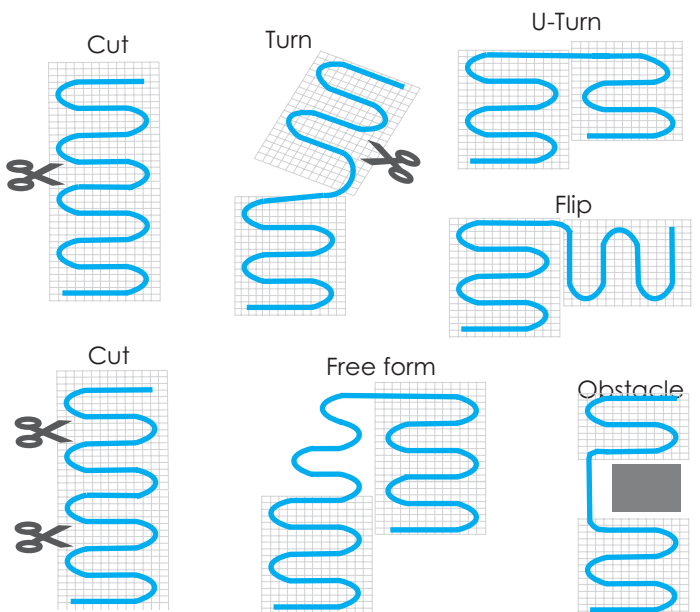


## Heater Layout

Two single conductor Cable Mat layout illustrated below



## Modifying Cable Mat



**Amuheat Pty Limited (Australia) ABN 86133 998 900**  
 Lg1 64 Talavera Road Macquarie Park NSW 2113  
 Tel: (02) 9114 6934 Fax: (02) 8211 5180  
 Email: sales@amuheat.com.au  
 Web: <http://www.amuheat.com.au>